



Ring Size Guide

United States and Canada Ring Size	Great Britain	France	Germany	Japan	Switzerland
0	---	---	---	---	---
0	---	---	---	---	---
0	---	---	---	---	---
1/2	A	---	---	---	---
3/4	A-1/2	---	---	---	---
1	B	---	---	1	---
1 1/4	B-1/2	---	---	---	---
1 1/2	C	---	---	---	---
1 3/4	C-1/2	---	---	---	---
2	D	41 1/2	13 1/4	2	1 1/2
2 1/4	D-1/2	42 1/8	13 1/2	---	---
2 1/2	E	42 3/4	13 3/4	3	2 3/4
2 3/4	E-1/2	43 3/8	---	---	3 3/8
3	F	44	14	4	4
3 1/4	F-1/2	44 5/8	14 1/4	---	4 5/8
3 1/2	G	45 1/4	14 1/2	5	5 1/4
3 3/4	G-1/2	45 7/8	14 3/4	6	5 7/8
4	H-1/2	46 1/2	15	7	6 1/2
4 1/4	I	47 1/8	15 1/4	---	7 1/8
4 1/2	I-1/2	47 3/4	15 1/2	8	7 3/4
4 3/4	J	48 3/8	---	---	8 3/8
5	J-1/2	49	15 3/4	9	9
5 1/4	K	49 5/8	16	---	9 5/8
5 1/2	K-1/2	50 1/4	16 1/4	10	10 1/4
5 3/4	L	50 7/8	---	11	10 7/8
6	L-1/2	51 1/2	16 1/2	12	11 1/2

6 1/4	M	52 1/8	16 3/4	---	12 1/8
6 1/2	M-1/2	52 3/4	17	13	12 3/4
6 3/4	N	53 3/8	---	---	13 3/8
7	O	54	17 1/4	14	14
7 1/4	O-1/2	54 5/8	17 1/2	---	14 5/8
7 1/2	P	55 1/4	17 3/4	15	15 1/4
7 3/4	P-1/2	55 7/8	---	---	15 7/8
8	Q	56 1/2	18	16	16 1/2
8 1/4	Q-1/2	57 1/8	18 1/4	---	17 1/8
8 1/2	R	57 3/4	18 1/2	17	17 3/4
8 3/4	R-1/2	58 3/8	18 3/4	---	18 3/8
9	S	59	19	18	19
9 1/4	S-1/2	59 5/8	19 1/4	---	19 5/8
9 1/2	---	60 1/4	19 1/2	19	20 1/4
9 3/4	T	60 7/8	19 3/4	---	20 7/8
10	T-1/2	61 1/2	20	20	21 1/2
10 1/4	U	62 1/8	20 1/4	21	22 1/8
10 1/2	U-1/2	62 3/4	20 1/2	22	22 3/4
10 3/4	V	63 3/8	---	---	23 3/8
11	V-1/2	64	20 3/4	23	24
11 1/4	W	64 5/8	---	---	24 5/8
11 1/2	W-1/2	65 1/4	21	24	25 1/4
11 3/4	X	65 7/8	---	---	25 7/8
12	Y	66 1/2	21 1/4	25	26 1/2
12 1/4	Y-1/2	67 1/8	21 1/2	---	27 1/8
12 1/2	Z	67 3/4	21 3/4	26	27 3/4
12 3/4	Z-1/2	68 3/8	---	---	28 3/8
13	---	69	22	27	

Most jewellery stores will be happy to measure your finger size free of charge, and then simply find your size on the accompanying chart to find the British equivalent you will need when you order. Please contact Hannah before placing an international order to confirm shipping times and costs.

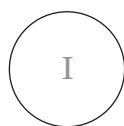
HALLMARKING

All appropriate items from HJD will be hallmarked in accordance with current hallmarking legislation (The Hallmarking Act 1973). This law applies to everything SOLD in the UK, regardless of where it may have been manufactured. The only exemptions are items which fall beneath the specified weight thresholds which are 1 gram for gold, 7.78 grams for silver and 0.5 grams for platinum.

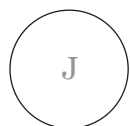
Do not just hold up the ring against the screen as screen sizes vary.

Also please make sure that when you print this document the scaling is set to none or actual size.

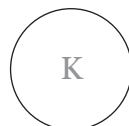
Diameter dimensions under circles in mm



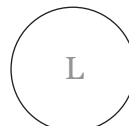
15.1mm



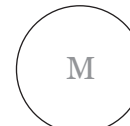
15.5mm



15.9mm



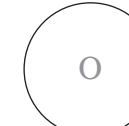
16.3mm



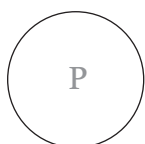
16.7mm




17.1mm



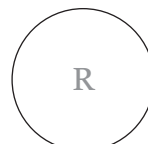
17.5mm



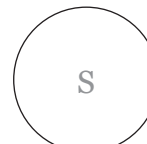
17.9mm



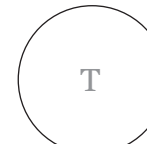
18.3mm



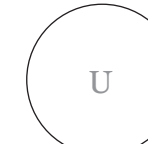
18.7mm



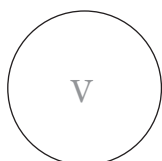
19.1mm



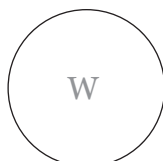
19.5mm



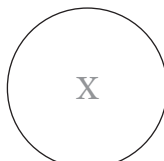
19.9mm



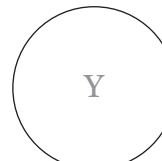
20.3mm



20.7mm



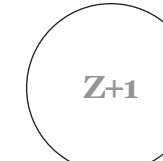
21.1mm



21.5mm



21.9mm



22.3mm

HOW TO USE THE RING CHART

Take a ring that you know fits. Print out the Ring Size Guide and place the ring over the chart. Make sure that the black printed circle is the same size as the inside edge of your ring. That is your ring size.

If unsure you can check your ring size at a local jewellers before ordering.

You can use the chart on page two of this guide to find out your international size.